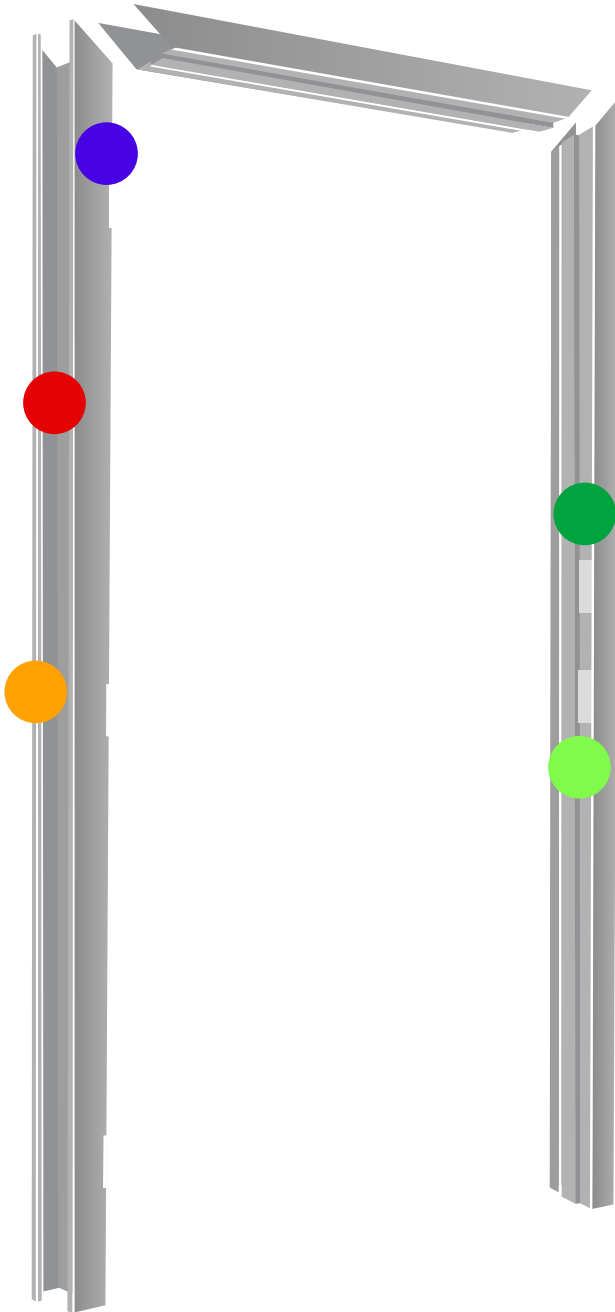







## Stock KD Drywall Frames with Anchors



### Features

- Stock frames – ordered by 10 a.m., available for Will Call or LTL shipment at 4 p.m. the same day
- Next day delivery in Los Angeles, Orange, Riverside, San Bernardino and San Diego counties of Southern California
- 2" face / equal rabbet
- ½" drywall returns
- 16-gauge A60 galvanized steel standard
- 12-gauge for closers standard
- Rust-inhibitive prime coat ANSI/SDI 250.10-1998
-  Any manufacturer's hinge locations
- Prep. for three 4 1/2" X .134 mortise hinges (field modification allows for .180 heavyweight hinges)
-  ASA Strike prep. (4 7/8") or rim panic reinforcement
-  Drywall compression anchor standard
- Heights of 6-8, 7-0, and 8-0
- Widths of 2-6, 2-8, 3-0, 3-6, 4-0, 5-0, and 6-0
- Jamb depths of 5 7/8", 6 1/4" and 8 1/4"
- Custom KD drywall frames also available
- Stock KD drywall doors also available

### Feature Options

-  Up to 90 minute fire label
-  Dead lock strike