






Features

-  Face weld
- 16-gauge stainless steel with #4 finish is standard
- 304 alloy with #4 finish is standard
- 7-gauge stainless steel hinge reinforcements are standard
- 12-gauge for closers are standard
-  Any manufacturer's hinge locations
-  Any manufacturer's strike prep location
-  Stainless Steel Anchors to meet all wall construction
- Stainless steel lock reinforcements per SDI 250.8 Table 4
- Any width and height
- Any jamb depth
- Stainless steel doors available


Material Options

- 316 alloy with #4 or #8 finish
- 14-gauge stainless steel
- #2b finish

Feature Options

- Continuous weld
-  Up to 3 hour fire label

Hardware Reinforcements

-  Optional prep to accept all manufacturers' hardware requirements