




# Lead Lined Doors (radiation shielding)





## Features

- 1 3/4" standard; other thicknesses available
- Medical shielding uses
-  Any manufacturer's hinge locations
- 18-gauge galvanized steel standard
- 18-gauge top and bottom channels spot welded to face sheets
-  Continuously welded vertical edges (seamless) standard
- Rust inhibitive prime coat ANSI/SDI A250.10-1998
- 99.9% pure lead meeting federal specifications QQ-L-201F Grade C and ASTM B749

## Material Options

- 16-gauge and 14-gauge steel
- Stainless steel, available in 304 or 316 alloys

## Feature Options

-  Flush top cap (1)
-  Any manufacturer's Dealock prep (1,2), Panic prep (1), and Mortise sectional trim (1,2)

## Hardware Reinforcements

- 3/16" for hinges
- 12-gauge for locks standard
- 14-gauge for closers standard
- Heavier gauge reinforcements available

(1) *Optional feature for an additional charge*

(2) *Some trim options are not available in the stock program*